




COALITION for ACCESS,
AFFORDABILITY, and SUCCESS

An Overview of the Platform

What is the Coalition for Access, Affordability, and Success?

Over 90 colleges and universities dedicated to removing some of the barriers that keep low-income and first generation students from attending or graduating from college.



What is the Coalition for Access, Affordability, and Success?

Over 90 of America's leading colleges and universities that are dedicated to removing some of the barriers that keep low-income and first generation students from attending or graduating from college.

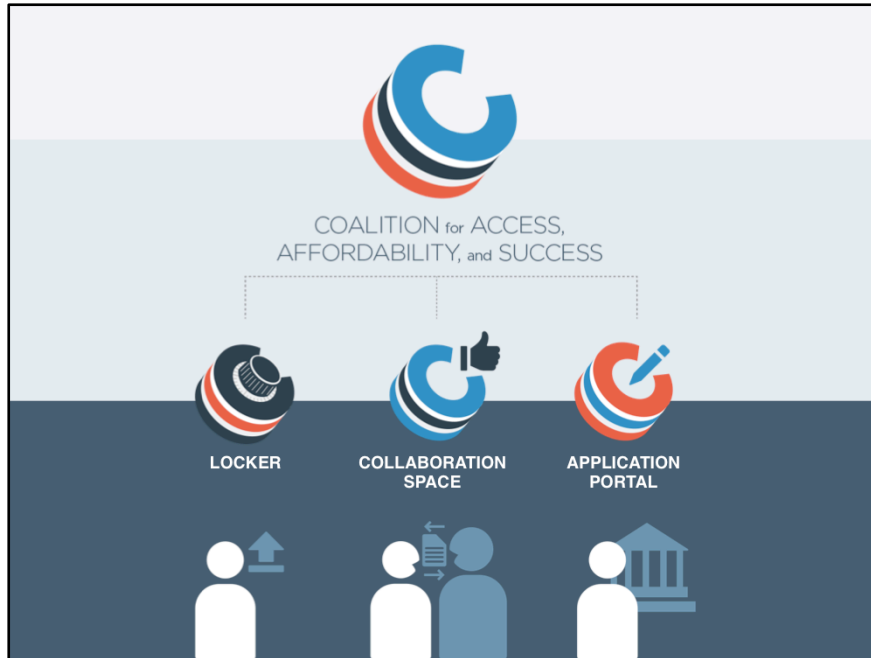
Coalition Schools

American University
Amherst College
Bates College
Bowdoin College
Brown University
Bryn Mawr College
California Institute of Technology
Carleton College
Claremont McKenna College
Clemson University
Colby College
Colgate University
College of the Holy Cross
College of William and Mary
Colorado College
Columbia University
Connecticut College
Cornell University
Dartmouth College
Davidson College
Duke University
Emory University
Franklin and Marshall College
Franklin W. Olin College of Engineering
Georgia Institute of Technology
Grinnell College
Hamilton College
Harvard University
Haverford College
Illinois State University

Indiana University-Bloomington
James Madison University
Johns Hopkins University
Miami University-Ohio
Michigan State University
Middlebury College
Mount Holyoke College
North Carolina State University
Northeastern University
Northwestern University
Oberlin College
Ohio State University
Penn State
Pomona College
Princeton University
Purdue University
Reed College
Rice University
Rutgers University-New Brunswick
Skidmore College
Smith College
St. Olaf College
Stanford University
State University of New York – Binghamton
State University of New York – Buffalo
State University of New York – Geneseo
Swarthmore College
Texas A&M University
The College of New Jersey
Tufts University

Union College
University of Chicago
University of Connecticut
University of Florida
University of Georgia
University of Illinois Urbana-Champaign
University of Iowa
University of Mary Washington
University of Maryland-College Park
University of Michigan
University of Minnesota-Twin Cities
University of Missouri
University of New Hampshire
University of North Carolina at Chapel Hill
University of Notre Dame
University of Pennsylvania
University of Pittsburgh
University of Rochester
University of South Carolina
University of Vermont
University of Virginia
University of Washington
Vanderbilt University
Yassar College
Virginia Polytechnic Institute and State University
Wake Forest University
Washington University in St. Louis
Wellesley College
Wesleyan University
Williams College
Yale University





The Coalition offers a free platform of online college-planning tools to support student aspirations:

1. The Locker to store your work (you'll hear more about this today)
2. The Collaboration Space to connect with mentors about items from your locker
3. The Application Portal to apply to Coalition Member Schools

Spotlight on: The Locker



What is the Locker?

- Your personal online storage space
- It's completely free and has unlimited space
- Use it to stay organized throughout high school



What is the Locker?

- The Locker is your personal online storage space.
- It's completely free and you receive unlimited space.
- The locker can help you stay organized throughout high school

What do I use the Locker for?

- Recording your proudest moments and best works
- Storing your schoolwork (before sharing)
- Getting feedback on your work from mentors, friends, and family members



What do I use the Locker for?

- Recording your proudest moments and best work
- Storing your schoolwork before sending to your teacher
- Getting feedback on your work from mentors, friends, and family members

What can I put in my Locker?

- You can put **ANYTHING** in your locker!
Examples:
 - Your personal journal
 - Video of last year's robotics competition
 - Photos from your Habitat for Humanity project
 - Your favorite school essays



What can I put in my Locker?


— You can store anything you want in your locker!

For example:

- Your personal journal
- A video of last year's robotics competition
- Photos from your Habitat for Humanity project
- School essays you are proud of

How can I get started?

- Go to MyCoalition.org and register for a new account
- Creating a profile only takes a couple of minutes
- Here's how...



How can I get started?

- Before you can use your Locker, you should go to MyCoalition.org to open an account and create a Profile
- Everything is completely free
- Creating a profile only takes a few minutes. Here's how:

COALITION

CREATE ACCOUNT LOG IN

Welcome!

Create your account to access to the Coalition Platform.

You must use your legal name. Be sure to check the spelling and use of upper and lower case letters. Please do not use all capital letters.

Please use a unique email address for your account. Each user will need to have their own email address. Do not use an email address that is shared with others or will be used for other Coalition Platform accounts.

If you require help, contact our [Help Desk](#)

Account Email/Username and Password

Email Address
Your email address is your username

New Password

Confirm Password

Personal Information

First Name

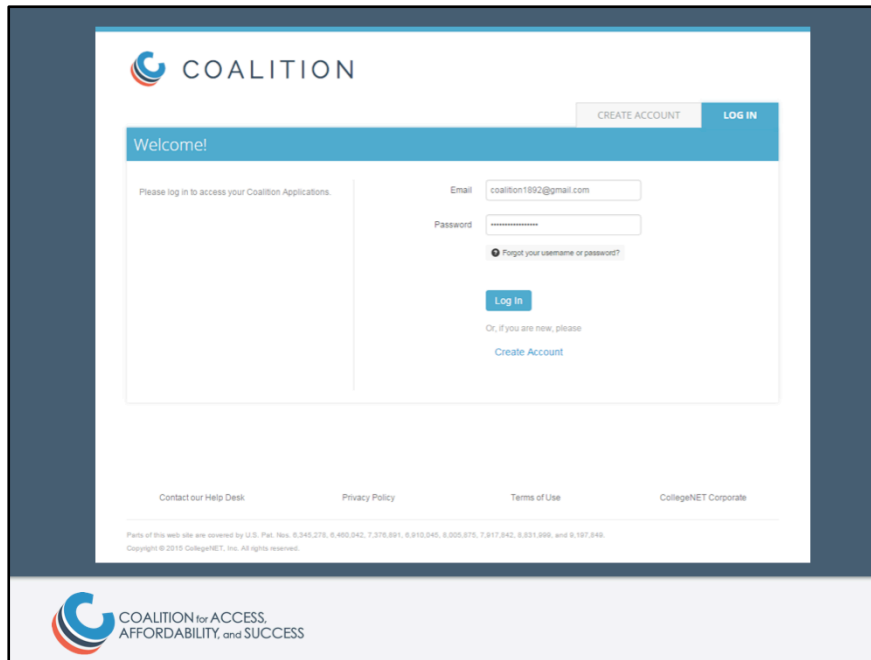
Last Name

Date of Birth

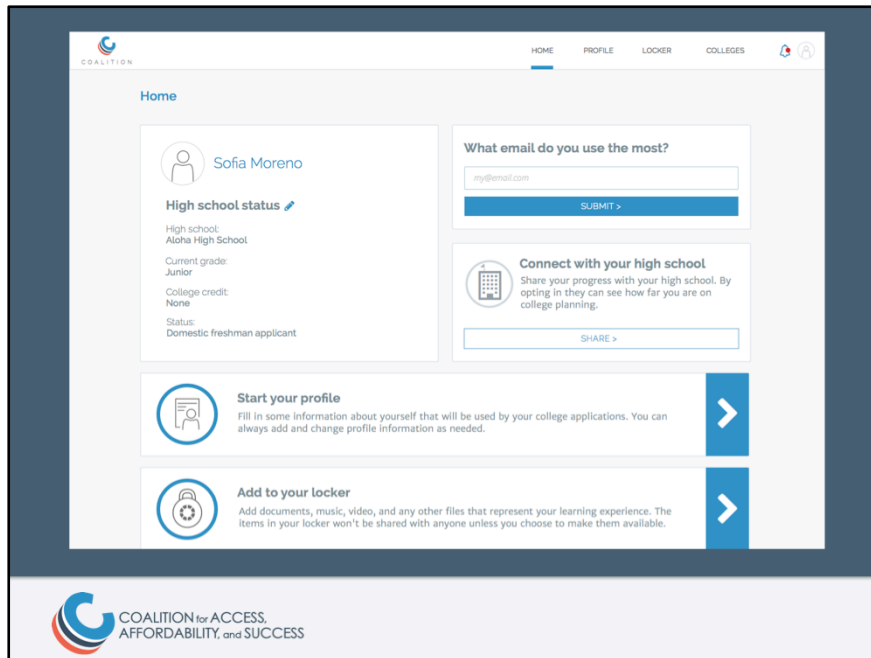
Create Account

COALITION for ACCESS, AFFORDABILITY, and SUCCESS

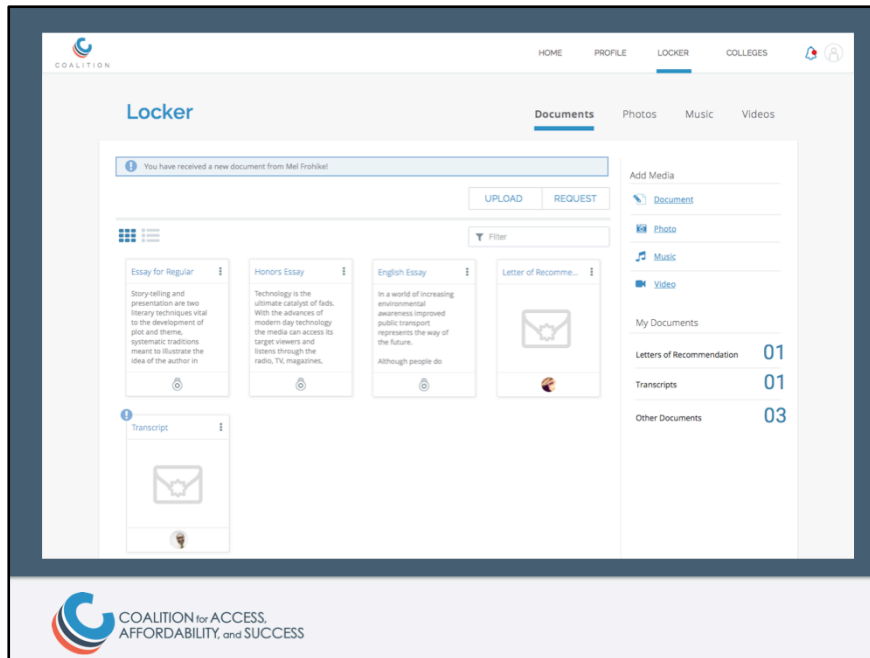
1. Visit mycoalition.org/app and select the option to “Create an Account”
2. On the next page, you will be asked for an email address, password, and your legal name. You’ll need these later so write them down.
3. Next, you will need to verify your email address. It can take a few minutes for the Coalition email to arrive in your inbox—be patient!



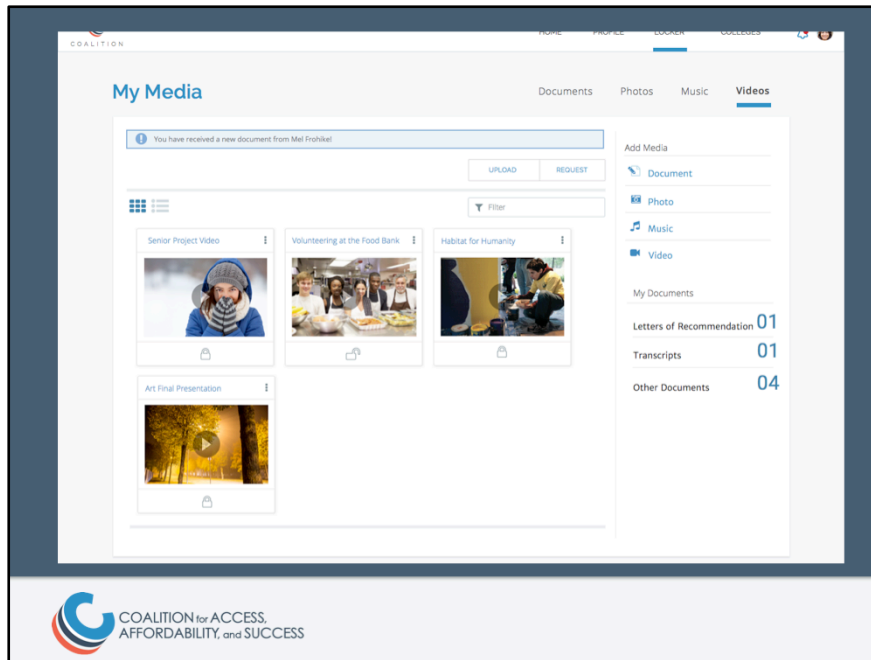
After you verify your email address, you will be asked to sign in using the address and password you provided. (Yeah, the ones you wrote down.)



1. The Profile is basic information about you that could transfer directly to your Coalition Application(s), saving you time and effort
2. Take your time to complete all of the information
3. You don't have to do it all in one sitting. Your progress is saved automatically!



1. Now that you have created an account and started your Profile, you can access your Locker
2. As you heard earlier, the Locker is a free and secure place to store anything you are proud of
3. As you can see from this slide, you can store documents, photos, music and videos in your Locker



—This slide shows the locker filtered by video uploads.

—Don't worry about storage space: if you can post it on YouTube, you can store it in your Locker.

The Locker is just one of the online tools offered on the Coalition Platform:

- The Collaboration Space will allow you to share items from your locker with mentors, teachers and parents
- The Locker and Collaboration Space will open April 2016
- Interested in applying to Coalition member schools? The Application Portal will open July 2016

MyCoalition.org



The Locker is just one of the college planning tools offered on the Coalition Platform

- The Locker and Collaboration Space will open to the public in April 2016
- The Application Portal will open in July 2016